



Holidays Home Work (Session 2024-25)

Class – V

Name: - \_\_\_\_\_

Roll No. \_\_\_\_\_

Dear students,

“Longer days and shorter nights

Dark shades & brighter lights Favourite music  
& best friends Keep away pencils keep away  
pens.

Make these days the time of your life  
And make the nights just as right. This  
time only comes once a year

So live it up without inhibition and fear.  
This summer break try to make a difference

- ✓ Appreciate Nature - Go for long walks in a park or garden with your family and friends.
- ✓ Good manners are the key - Respect your parents, grandparents and all elders.
- ✓ Stay Fit, Stay Healthy - Play your favourite game / sport regularly.
- ✓ Learn about our Heritage – Find some time to visit museums and monuments.(Visit to Rashtrapati Sangrahalaya) and prepare a small report.
- ✓ Save Nature – Contribute to save our precious environment. Minimize the wastage of resources like water, fuel and electricity.

Must do:-

- ✓ Eat healthy food and drink lots of water & juices.
- ✓ Read every day. Watch less T.V.
- ✓ Revise the previous (done) work.

Instructions for Students:

- Do your homework neatly and on your own.
- Learn and Revise all the work done in the class.
- Make your own timetable for summer vacations.
- Before going to bed at night, Plan your tasks for the next day and pen down it in the small diary. You can write at least 5 lines that what you did the whole day and what you will do the next day.
- Prepare a folder, decorate it and bring your all holidays activities in it.

## Guidelines for Parents

- Spend some quality time with your kids. Have atleast onetime meal with them. Play atleast one indoor or outdoor games with them. Take them to the park and share your childhood experiences with them.
- Encourage your child to go outdoors rather than sitting in front of electronic gadgets all day.
- Encourage your child to cultivate the reading habit. Get some story books of their choice to read.
- Involve your child in some household chores like laying the table, watering the plants, washing their own plates, cleaning their cupboards etc... such type of activities give them first hand experience to become more confident and responsible.
- Encourage your child to do their homework on their own but under your guidance.

***“The whole purpose of education is to turn mirrors into windows.”***

***Sydney J. Harris***

### Newspaper Making

#### INTEGRATED ASSIGNMENT

Topic – Andaman and Nicobar Island

#### **English :**

Do research work and write ten interesting facts about Andaman and Nicobar Island .

#### **Hindi :**

**अंडमान निकोबार की वेशभूषा व खान-पान के बारे में पता करके एक रिपोर्ट तैयार करें।**

#### **Mathematics:**

Write the seasons of Andaman and Nicobar Island , their months and write the number of days in each month in Hindu

✓ Arabic Numbers and Roman Numbers(A4 size sheet)

#### **Science:**

Prepare a chart mentioning the commonly found Flora of Andaman and Nicobar Islands with their pictures and scientific names.

#### **Social Science:**

Write a report about Andaman and Nicobar geography and historical spots.

### English

1. Revise all the chapters of the syllabus covered in English class.
2. Read newspaper daily. Find the nouns, difficult words , verbs and do practice.
3. Write 5 pages of calligraphy legibly in a separate holiday homework notebook.
4. Watch any English cartoon series or kids movie and write character sketch of any character from the story which you like the most.
5. Read books :- (School days by Ruskin Bond, Malgudi Adventures by R.K. Narayan, Oliver Twist by Charles Dicken) and write a book review on A/4 size sheets.
6. Describe your favourite character from the story (book).
7. Prepare a chart on any one grammar topic.(Art Integration)

### Social Science

1. Revise the topics covered in class.
2. Make a project showing how days and nights are formed.(Art Integration)  
For Reference- <https://youtu.be/XhszfTYv-WM?si=PusQQra7dVwJhB8S>
3. Prepare a chart with logos and functions of the main organs of United Nations.

### Science

1. Revise chapter1, 2 from the book thoroughly.
2. ACTIVITY:

#### **PLANT SEEDS & WATCH THEM GROW:**

Plant any seeds (wheat, bean, moong, mustard etc.) and watch the growth of the seedlings as they sprout from the seed while making sure to take proper care of them with just the right amount of warmth and water.

**Method:** Fill the container with soil. Plant seeds of same kind (Ex. Mustard, Tomato, Wheat, Bean, Moong) inside the soil. Place the container somewhere, where it is warm, sunlight is good but try to avoid too much direct sunlight, a window sill is a good spot. Keep the soil moist by watering it every day (be careful not to use too much water).

**Note down the development of germination process. Collect the data for 1 week in the given format.**

- Name of the seed: \_\_\_\_\_
- Date of sowing seeds: \_\_\_\_\_
- The day you observe something coming out of the soil then start filling the table in the given format.

Date /day	Height of plant (in cm)	Number of leaves seen	Any other change in the stem of the plant

3. Complete the given worksheet

Q1. Answer the questions below:

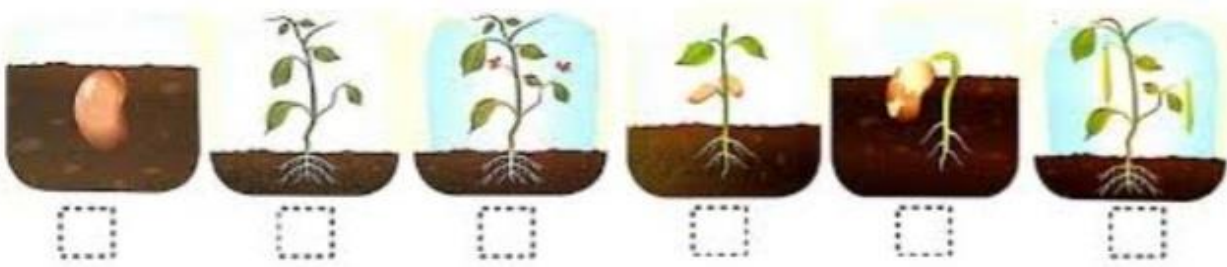
a. What is germination?

\_\_\_\_\_

b. What conditions are necessary for germination?

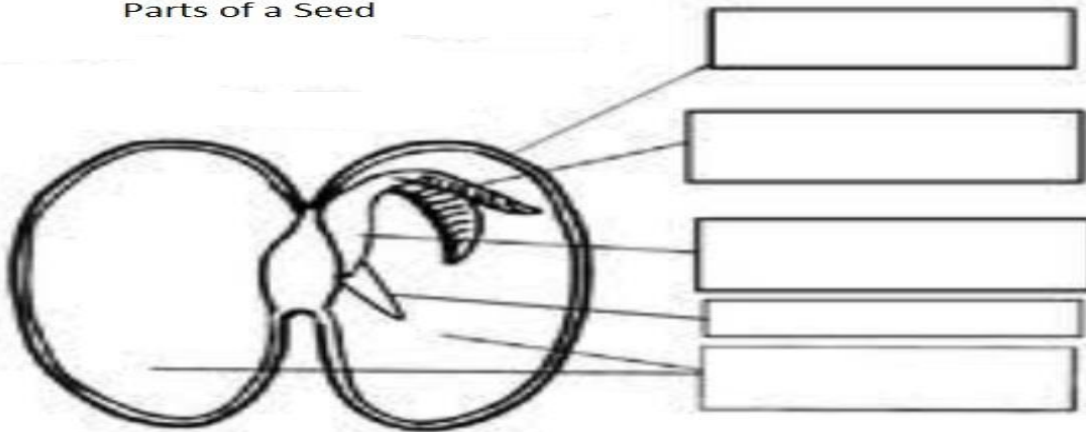
\_\_\_\_\_

Q2. Put the stages of growth of a bean plant in order:



4.

Parts of a Seed



5.

Q.1. Match the name of cultivation to its related picture:-

Land Preparation



Seed Sowing



Irrigation



Harvesting



6.

# Animals' Adaptation



Polar bear



Frog



Elephant



Eagle

- Match the name of the organism next to its adaptations below.

Adaptations	Organism Name
Webbed feet for swimming.	
Excellent eyesight to spot prey.	
Long sticky tongue to catch insects.	
Thick and rough paws to grip the slippery ice.	
Long trunk to reach tall tree leaves.	
Moist skin that helps in breathing.	
Hook-like sharp beak to tear meat.	
Tusks for digging and protection against predators.	
Thick fur to keep warm.	
Huge ears to keep cool.	
Powerful big wings to fly and scoop down on prey.	

7. Name the steps of agriculture given in picture:



## Mathematics

1. Take an old calendar. Cut out any 6-digit numbers from it and paste it on an A-4 size sheet. Form the smallest and the greatest 6-digit number, using each digit once and write the numbers so formed on that sheet only.

## 2. FUN ACTIVITY : TANGRAM TOWN

The Sustainable Development Goals (SDGs) are the world's shared plan to end extreme poverty, reduce inequality, and protect the planet by 2030. SDG 11 Sustainable cities and communities aims at making cities and human settlements inclusive, safe, resilient and sustainable.




Keeping this idea in mind design a Sustainable Tangram Town Poster (on A3 sheet) integrating Sustainability and Tangrams. (A tangram is a two-dimensional re-arrangement puzzle created by cutting a square into seven pieces — seven geometric shapes called “tans”.)

Use tangrams to make human figures/animals/birds/buildings/objects (maximum five) to depict the Town of 21st century. Sample is shared below for your reference.

What do you require? A3 size colored sheets, colored cut outs of Tangram Pieces, any adhesive, sketch pens etc.

What you have to do?



- (1) Design your poster (A3 size) using colorful tangram cutouts and make Tangram Figures (any 5).
- (2) You can add dialogues / slogans wherever needed to give it a creative twist.

### Hindi

- पढ़ाए गए सभी पाठ दोहराए।
- प्रतिदिन एक पेज सुलेख लिखें।
- अनुच्छेद लिखें- मेरा प्रिय खिलाड़ी, समय का महत्व, फादर्स डे से संबंधित।
- समाचार पत्र में से चित्र काटकर उसको पुस्तिका में चिपकाए और उसका वर्णन करें।
- भारत के किन्हीं दो राज्यों के बारे में जानकारी एकत्रित करके लेख लिखें (राजधानी, भाषा, त्योहार, लोक संगीत आदि)।

### Sanskrit

1. पाठों की पुनरावृत्ति करें
2. दस-दस पशु- पक्षियों के नाम संस्कृत में लिखिए (A4 size sheet)
3. एक क्रिया शब्द वर्ग पहली बनाए और उनमें से क्रिया शब्द चुनकर लिखें। (A4 size sheet)
4. फलों के नाम और रंगों के नाम याद करके ग्रीष्म अवकाश पुस्तिका में लिखें।
5. धातु रूप- पठ्, खाद्, हस् धातु लट् लकार और लृट् लकार में याद करके ग्रीष्म अवकाश पुस्तिका में लिखें।
6. अव्यय शब्द या शब्द रूप चार्ट बनाएं।

### Art & Craft

1. Design a floral card using A3 size sheets and decorate it.
2. Make a photo frame using waste newspapers and decorate it.

Note: The work will be completed during summer vacation and marks will be awarded and included in Term – I (Half Yearly Exam)

### COMPUTER

1. Paste the images of the following in your notebook and write a short note on that image in 20-30 words
  - Types of monitor (any 2)
  - Types of printers (any 2)
  - Type of secondary storage devices (any 2)
2. Using tables in MS word create your school time table Take the printout of the above sheet complete it and paste it in your notebook.
3. Take the printout of the below sheet complete it and paste it in your notebook.

Worksheet

8	+	5	+	10	=	
+		+		+		+
9	+	7	+	10	=	
+		+		+		+
10	+	10	+	9	=	
=		=		=		=
	+		+		=	

6	+		=	14
+		+		+
	+	9	=	16
=		=		=
13	+		=	

20	-	12	=	
+		+		+
25	-		=	13
=		=		=
	-		=	

6	+		+	3	=	
+		+		+		+
3	+		+		=	10
+		+		+		+
	+	5	+	8	=	
=		=		=		=
	+	13	+	15	=	50

G. K.

- Read newspaper daily and paste 3 news headline in your G. K notebook twice in a week.

GAMES

- Make a chart of 12 steps of surya namaskar.(Charts Work)

- Prepare game file on any two sports

Volley Ball

Hockey

Cricket

Basket Ball

Football

Kho-Kho

Handball

Kabaddi

HAPPY HOLIDAYS