



RUKMINI DEVI
PUBLIC SCHOOL, ROHINI

B-5, Sector-IV, Rohini

Tel.No. 011-48018033

e-mail : contact@rdpsrohini.edu.in

Website : www.rdpsrohini.com

Holidays Home Work (Session 2022- 2023) pg. (1-7)

Class – Pre-Primary



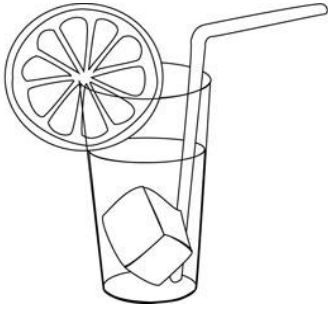
Dear children, finally the summer holidays are here. Holidays are great, but schoolwork can be fun and inspiring too! So to keep you engaged and active, here are a few interesting activities for the summer break,...



** Parents are requested not to burden their child with any kind of formal learning activities. You can help them to learn in play way method.*

FUN UNDER THE SUN

Little Chef- Beat the heat by making summer drinks like, lemonade, lassi, fruit smoothies or sherbats. Take your parents help.



- *Happiness in togetherness- Out of waste, make one photo frame (used cd, ice cream sticks etc.) and paste your family photo on it.*



- *Plants are friends too- Take a small pot and sow a few seeds of your choice at the beginning of the vacations. Give it a name. Nurture it and then draw a picture of your product on a drawing sheet before coming to school.*



- *I am special- Learn how to write your name. Memorize your address and phone number too.*
- *Calendar reading- Learn name of days in a week and name of months in a year.*

- **Phonic sound-** Learn all phonic sounds (a-z). Practice reading words and simple sentences by joining phonic sounds.
- **Let's revise-**

ENGLISH:

Make a Separate three in one notebook,

To enhance Listening, Speaking and Reading & Writing skills:

- a to h in cursive writing (5 times)
- Recapitulate all the letters covered till now with proper phonic drill.
- See various objects and name the object by its phonic sounds e.g. b bat, d dog etc.
- Use Golden words like Sorry, Thank you, Please in daily life.
- Learn to speak confidently about yourself using fine power of expression
- Use the vocabulary learnt in daily life. (Take your parents help)
- Make your ward understand the difference between Big and Small Alphabets by writing Big small Alphabets (A-Z) 5 times.

NOTE:

D/P

(1) Encourage your ward to recite the given rhyme and song with proper voice modulation and gestures.

(2) Let your child learn the small alphabets by phonetic sound –

a (ऐ)	b (ब)	c (क)	d (ड)	e (ए)	f (फ)	g (ग)	h (ह)	i (ई)
j (ज)	k (क)	l (ल)	m (म)	n (न)	o (ओ)	p (प)	q (क्व)	r (र)
s (स)	t (ट)	u (उ)	v (व)	w (व)	x (क्स)	y (य)	z (ज)	

Maths:

D/P

(1) Motivate your ward to make comparisons between Big/Bigger/Biggest, Small/Smaller/Smallest, Tall/Taller/Tallest, Short/Shorter/Shortest, Heavy/Heavier/Heaviest, Thin/Thinner/Thinnest,

(2) Show various objects enabling him/her to make out same/different, like/unlike objects

- (3) Show your ward as many real objects to differentiate between, Greater, Equal and smaller number in relation to their quantity .Enable the child to recognize sign ($<$, $>$, $=$).
- (4) Play snakes and ladder game with your ward and motivate him/her to learn reverse Counting(40-1). Play various games like ludo, etc with your ward for better concept clarity.
- (5) Encourage your ward to make a scene with the help of shape on A4Size Sheet.
- (6) Develop the habit of object counting in your child.
- (7) Give them clay for clay molding. (Number making)
- (6) Show various real objects related to shapes to your child e.g. (Television – Rectangle, Clock – circle , Half chapatti - Semicircle).
- (7) Practice Numbers (1-50), Reverse counting (40-1), After(1-50), Before(40-1) and Between number .

Thinking Skills: -

Activity:



Show your child four objects in a tray. Remove or add one object. Ask your child to think what is missing or extra?

E.V.S

Make a Separate Scrap File.

Dear students

- (1) Watch Discovery Channel, Pogo and make a photo album in scrap file of any cartoon character of your choice along with its family and friends.
- (2) Learn how to button your shirt and tie your shoe laces.
- (3) Learn Gayatri Mantra and National Anthem.
- (4) Paste Pictures of Sense Organs with their functions in Scrap file.
- (5) collect and paste the pictures of different rooms in a house.
- (6) Know about the various means of transport and see the no of tyres of car, bus, scooter etc.
- (7) Discuss with your parents about fastest and slowest means of transport and paste pictures

of all Means of transport ex. land transport, water transport, air transport.

(8) Be acquainted with the latest means of communication.

(9) Discuss about various seasons with your parents.

(10) Prepare a photo album covering all festivals celebrated in your family.

(11) Keep the environment clean by throwing waste in the dustbin and use paper bag instead of polybag .



1. Flash cards - Prepare flash cards of the following

1-5= Clothes we wear

6-10= Seasons

11-15= Festivals

16-20= Animals

21-30= Safety

Note:(a) Image must be large.

(b) Take help of your parents in cutting, pasting and coloring work in flash cards.

Help

Flash cards can be made by cutting a sheet (Mount Board) into a square of 6" by 6" then paste pictures. You need to make one picture on one card. The picture should be bold and clear.

Hindi : Make a Separate Scrap File and notebook,


D/P

- अ से अः तथा क से ह व्यंजनों से संबंधित चित्रों को इकट्ठा करके बच्चों को उनका कोलाज या चित्र एलबम बनाने के लिए प्रोत्साहित करें। (एक वर्ण के पाँच चित्र)

- बच्चों को समाचार पत्र या पत्रिका से कक्षा में हो चुके सभी व्यंजनों पर गोला लगाने के लिए प्रेरित करें।
- सभी व्यंजनों का लिखित अभ्यास कराएँ।
- बच्चों को रामायण की लघु कहानी सुनाएँ तथा उससे संबंधित प्रश्न पूछें।



- बच्चों को पौधों के विभिन्न भागों से परिचित करवाएँ जैसे: पत्ता, टहनी, जड़ आदि।



- अपने बच्चों को ताजे फल व सब्जियाँ खाने के लिए प्रोत्साहित करें।

Dear student

- Make Wall Hangings on the following topics

1-5= सब्जियाँ

6-10= फल

11-15=फूल

16-20= वाहन


21-25= जगली पशु

26-30= पालतू पशु



Let's Be Creative:

1. Make 2 stick puppet(Big) of any vegetable.
2. Make a pencil stand with the help of a tin, bangles, ribbon, straw mirror ball etc.
3. Make any 3 animal masks(Big).



4 Note: Bring the complete Holidays Home Work on the first working day.

